

PICTOR 620

With NORDIC LIGHTS® Pictor 620 you'll be sure to hit the bullseye. This LED work light is designed to be mounted on equipment booms or vehicle bodies for optimized and targeted illumination of a specific work area. Thanks to its compact and clever design, this low-profile work light is unbeatable in durability.

The mechanical, thermal and corrosion resistance of Pictor 620 is excellent thanks to its Grilamid® lens and new strengthened aluminium housing. While the Pictor 620 is lightweight and small, it still delivers as many as 1800 operational lumens and a vibration strength capacity of 15.3 Grms.

There are two versions available, one with a light pattern optimized for mounting on the left, the right or beneath the vehicle body, and one designed for top mounting. Used in the construction, forestry and mining industries, it is particularly suitable for excavators, telehandlers and other equipment with a boom.

Not all products are available in all markets. During continuous improvement specifications and design are changing. All values are nominal values. Illustrations do not necessarily show the design of every version and some features are version specific. The lumens output varies depending on lens colour.



TECHNICAL DATA

Theoretical Lumens Output	2700 lm	Vibration	15.3Grms 24-2000Hz
Operational Lumens Output	1800 lm	Lens	Grilamid® (registered trademark of EMS-GRIVORY)
Colour Temperature	5000 K	Body / Housing	Aluminium
Nominal Voltage DC	12 V 24 V	Weight	0.7 kg
Input Voltage DC	9 - 16 V 18 - 32 V	IP Rating	IP68, IP6K9K
Power Consumption	28 W	Salt Spray Test	ISO 9227 240H
Nominal Current at	12V=2.0A, 24V=1.0A	EMC	CISPR 25 Class 5, ISO 13766, ISO 14982, ISO 7637-2, ISO 13309, ISO 11452-2, EN 61000-4-2, ISO 14982, EN 12985
Connector	Built-in Deutsch DT-2 (2-pin)	Operating Temperatures	-40°C... +85°C (Overheat protected)
Mount	M16 or M10		
Shock	60G		

Electronics

Isolated

Part Numbers

Flood US:, Flood DS:

CONNECTORS



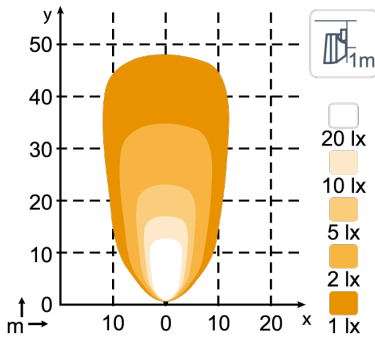
Built-in Deutsch DT-2 (2-pin)

KEY FEATURES

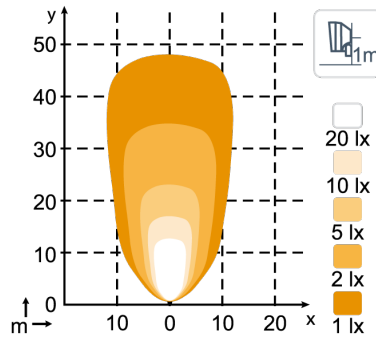
- Compact and low-profile design, doesn't break easily
- Suitable for mounting in tight spaces
- Superior electromagnetic compatibility (CISPR 25 Class 5)

LIGHT PATTERNS

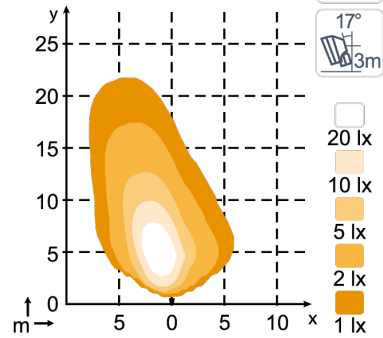
**Pictor 620, 1800lm
Flood TD US**



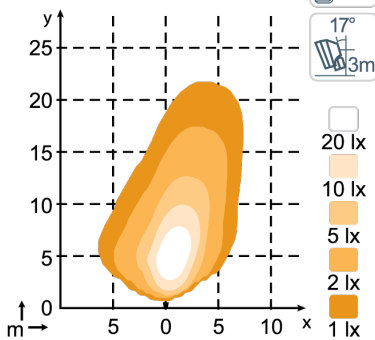
**Pictor 620, 1800lm
Flood TT DS**



**Pictor 620, 1800lm
Flood LH US**



**Pictor 620, 1800lm
Flood RH US**



DRAWINGS

